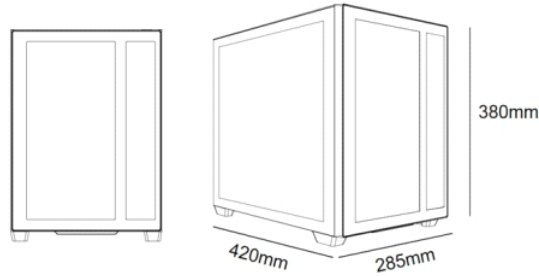


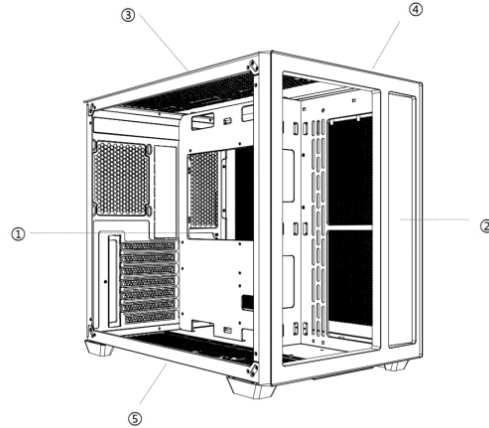
Specification:

| | |
|------------------|-------------------|
| Motherboard Type | ATX, MATX, ITX |
| Structure size | 420x285x380mm |
| VGA | 410 |
| CPU | 160 |
| Fan Support | 10pcs argb fans |
| PCI slot | 7pcs |
| IO Plate | USB 3.0 *1+2.0 *2 |



Structure:

- ① Motherboard
- ② Front Panel
- ③ Top Dust Filter
- ④ I/O
- ⑤ Bottom Dust Filter



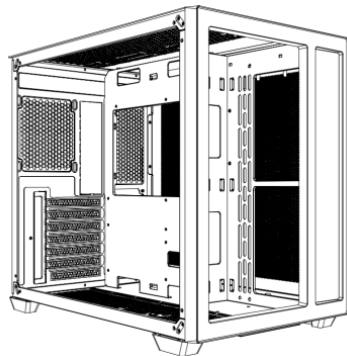
Install Water Cooling & Fan:

The installation of the fan and water cooling as follows:

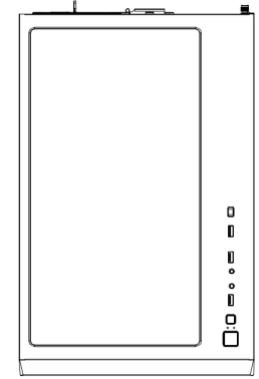
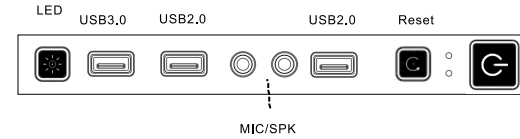
MB:
 120mm fan*3
 140mm fan*3
 280mm water cooling*1
 240mm water cooling*1

Top&Bottom:
 120mm fan*3
 360/280/240/120mm water cooling*1

Rear:
 120mm fan*1




I/O:




Install Motherboard:

*Support E-ATX/ATX / Micro ATX / ITX MotherBoard

Install the copper pillars according to the MB holes, Place the MB into the chassis installation position and lock screw fixation.

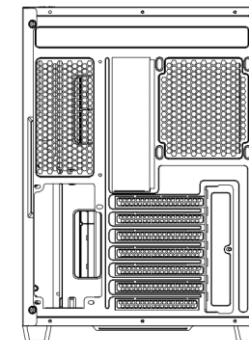


Left Side



Right Side

Back Side:



Pls note that the specific configuration is subject to the actual one.